


SMART SHELF®

4-POST HYBRID BOLTLESS SHELVING SYSTEMS

PATENT NO. 6,814,245



MONTEL®
Intelligent Use of Space

A SMART BOLTLESS SHELVING SYSTEM

SMART SHELF®

A SMART SHELVING SYSTEM FOR YOUR CURRENT AND FUTURE STORAGE NEEDS. YOU CAN FACE THE FUTURE WITH PEACE OF MIND.

You can store anything with SmartShelf®. This new revolutionary shelving system was designed to be configured and reconfigured easily and efficiently. The only good solution is a flexible solution!



SMARTSHELF® 4-POST SHELVING SYSTEM WITH STORAGE UPFRONT



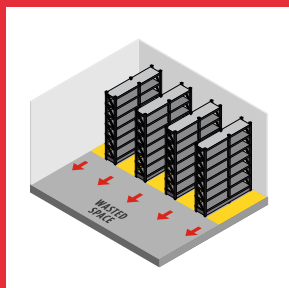
SMARTSHELF® 4-POST SHELVING SYSTEM WITH BIN DIVIDERS




SMARTSHELF® 4-POST SHELVING SYSTEM WITH INDUSTRIAL DRAWERS

IDEAL FOR MOBILE STORAGE SYSTEMS

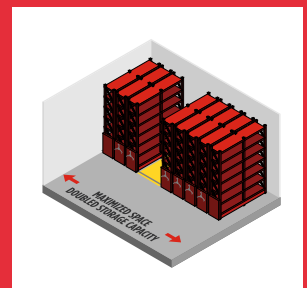
Eliminate the need for multiple space-wasting static aisles and use the total potential of your vertical and horizontal space. SmartShelf® shelving systems perfectly match Montel's high density mobile storage systems.



STATIONARY SHELVING



SPACE SAVED WITH MOBILE SHELVING



DOUBLED STORAGE CAPACITY WITH MOBILE SHELVING


GET MORE VERTICAL & HORIZONTAL SPACE WITH SMARTSHELF®



TAKE SPACE EFFICIENCY TO A NEW LEVEL | MAXIMIZE YOUR STORAGE | OPTIMIZE YOUR SPACE

Our continuous quest for space optimization has led us to develop SmartShelf®, a shelving system that exceeds industry standards.

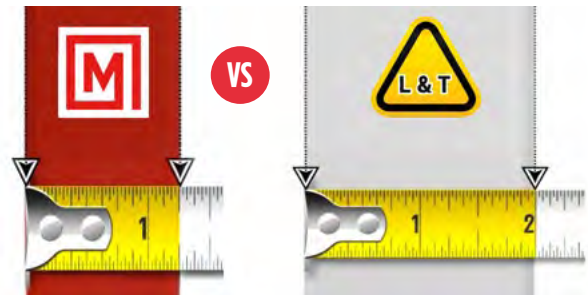
MORE STORAGE VERTICALLY
ADJUSTABLE SHELVES IN 1" (25.4 MM) INCREMENTS



1"
SMARTSHELF® HYBRID SHELVING SYSTEM WITH HOOKS

1 1/2"
L&T COMMODITY SHELVING

MORE STORAGE HORIZONTALLY
3/4" (19 MM) MORE USABLE STORAGE PER SHELF



1 1/4"
SMARTSHELF® HYBRID SHELVING

2"
L&T COMMODITY SHELVING

DO THE SMARTSHELF® MATH

100 SECTIONS OF 97" (246.38 CM) HIGH WITH 8 TIERS OF BACK-TO-BACK SHELVING UNITS WOULD REPRESENT:

NOTE: WHAT ABOUT THE ADDITIONAL STORAGE VERTICALLY DUE TO THE 1" INCREMENTS VS. L&T AT 1 1/2" INCREMENTS. ADD THESE EXTRA LINEAR INCHES TO YOUR TOTAL.

8 TIERS
X 2 BACK-TO-BACK SHELVING UNITS
X 3/4" (19 MM) MORE STORAGE PER SHELF
= 12" (30.48 CM) MORE USABLE STORAGE PER SHELVING UNIT
X 100 SECTIONS

= 1,200" (30.48 M) ADDITIONAL LINEAR INCHES OF STORAGE WITH SMARTSHELF® VS. L&T

MAXIMIZE YOUR STORAGE OPTIMIZE YOUR SPACE




MOBILEX® MECHANICAL-ASSIST MOBILE SYSTEM WITH SMARTSHELF® 4-POST SHELVING SYSTEM



MOBILEX® MECHANICAL-ASSIST MOBILE SYSTEM WITH SMARTSHELF® 4-POST SHELVING SYSTEM




MOBILEX® MECHANICAL-ASSIST MOBILE SYSTEM WITH SMARTSHELF® 4-POST SHELVING SYSTEM



EASY TO ADJUST A SHELF

SAVE SPACE | SAVE TIME | SAVE MONEY



SHELVING SYSTEM WITH HOOKS: EASY TO RECONFIGURE & NO TOOLS REQUIRED

The SmartShelf® exclusive hook shelf support system provides the quickest and greatest ease of assembly, disassembly, and reassembly.

No tools, hammers or mallets needed to install, remove, or reconfigure shelves as necessary with industry typical shelf support systems.

The shelves can be conveniently put in or taken out without adjusting, tilting, or removing the shelves above or below since the box-formed posts do not impede the front of the shelf. The slide-in & slide-out capability truly reduces the time and effort to reconfigure the shelves, as there is no handling of the various shelf components.

Additionally stored objects are protected from disruption on the adjacent shelves below.



STORE MORE IN LESS SPACE

ADDITIONAL LINEAR STORAGE CAPACITY OF 3/4" (19.5 MM) PER SHELF

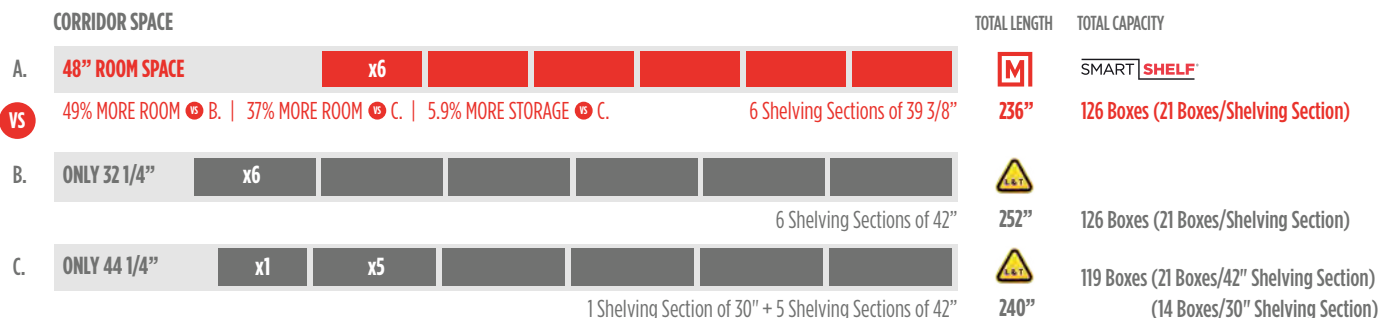
Provides more actual usable storage space since the box-formed post does not impede the front of the shelves as found on other systems.

AVAILABLE IN 39 3/8" (1 METER) WIDE SECTIONS

For storing 3 archival boxes perfectly without wasting any storage space (provided each box is maximum 12 1/2" (31.7 cm) wide).

Provides much greater overall capacity compared to other shelving systems that are usually only available in 36" (91.44 cm) or 42" (1.07 m) wide sections thus not optimizing space.

MAKES SHELVING RUNS SHORTER SO YOU CAN STORE MORE IN LESS SPACE



NOTE: ILLUSTRATIONS ABOVE REPRESENT 7 TIERS OF SHELVING.

BEST OF BOTH WORLDS

EXCLUSIVE BACK-TO-BACK AND DOUBLE FACE FULL DEPTH SHELF TECHNOLOGY




TWO TECHNOLOGIES WITHIN A SINGLE POST FRAME

SmartShelf® is the only storage system that can be configured as back-to-back or double face full depth shelf, or any combination of both from one tier to the next, and from one shelving section to the other. This exclusive flexibility allows the storage of objects in various shapes, forms, and dimensions.

This unique patented boltless shelving concept provides two alternatives which you can mix and match for endless storage possibilities:

- Shelving system with hooks **requiring no tools** for shelf adjustment capable of withstanding a load capacity of up to 300 lb per shelf
- Shelving systems with shelf supports & reinforcements capable of withstanding a load capacity of up to 500 lb per shelf



SHELVES ARE ADJUSTABLE BY 1" (25.4 MM) INCREMENTS WITH HOOKS, OR BY 1 1/2" (38 MM) INCREMENTS WITH SUPPORTS

- Adjustments for storing objects of various heights. Offers more adjustability and optimizes the space between each level of shelving
- Hooks and supports can be used in the same section

Patent No. 6,814,245

STANDARD DIMENSIONS


BACK-TO-BACK SHELF (DEPTH)*	8"	9"	10"	12"	13"	15"	16"	18"	24"	30"	36"
DOUBLE FACE FULL DEPTH SHELF (DEPTH)**	16"	18"	20"	24"	26"	30"	32"	36"			
WIDTH	24"	30"	36"	39 3/8"	42"	48"					
HEIGHT	76"	85"	88"	97"	108"	120"					

* HOOKED SHELVES - ** SUPPORTED SHELVES

COMBINED FLEXIBILITY TO STORE VIRTUALLY ANYTHING

EVERYTHING IS NOW POSSIBLE WITH SMARTSHELF® TAKE SPACE EFFICIENCY TO A NEW LEVEL

Montel has designed the most versatile storage shelving system. You can store virtually anything without wasting any storage space with SmartShelf® as you can configure and reconfigure your shelving units to fit all shapes and sizes of your objects. You can reconfigure it anytime according to your changing storage needs and available space.



FROM ONE TIER TO THE NEXT

SmartShelf® is the only storage system that can be configured with back-to-back or double face full depth shelves, or any combination of both.

BACK-TO-BACK SHELVES

The shelf system is independently adjustable on both sides for many storage possibilities. Easy to assemble and reconfigure.

DOUBLE FACE FULL DEPTH SHELVES

For storing large objects of various lengths, shapes and sizes.

AESTHETICS

- No rivets, screws or bolts are used. The shelves, centerstops and backstops fit snugly to the posts, providing a neat and attractive finish. A wide variety of colors is available.
- Optional end panels are available in laminates, wood veneers, and acrylic for an attractive look.
- Adjustable threaded leveling feet are supplied for more stability on uneven floor surfaces.
- Powder-coat paint finishes are extremely durable, preventing marks, scratches and chips while providing a very nice finish.

DESIGN FEATURES

SMART SHELF®



FOUR ROLL-FORMED SHELF FOLDS

- The fourth fold reduces the risk of injury, protects documents or objects, and makes the shelves sturdier
- The 3/4" (19.5 mm) shelves are made of 20" (0.91 mm) or 18" (1.21 mm) gauge steel
- The 1" (25.4 mm) shelves are made of 18-gauge steel




SHELF HOOKS

SmartShelf® is very easy to assemble when using hooks. No tools and no shelving unit disassembly required to reconfigure the shelves




SHELF SUPPORTS (OPTIONAL)

These supports are available in 3/4" (19.5 mm) or 1 1/4" (31.75 mm) height, according to the application and required load, and adjustable on 1 1/2" (38 mm) increments. They are made of 12-gauge (2.66 mm) steel. Safely supports the shelves and allow for the addition of reinforcements. Increases rigidity



SHELF REINFORCEMENTS (OPTIONAL)

Shelf reinforcements are inserted in the longitudinal supports. The number of supports depends on the width of the shelves and the weight of the items to be stored



CLOSURE PANELS OR END DIVIDERS (OPTIONAL)

Closure panels extend into the shelf area. Prevent stored objects from falling behind the closed-post upright. End dividers provided with slotted shelves are a more economical alternative.



CLOSED-POST

- 16-gauge (1.52 mm) steel posts. Increases rigidity
- Posts form a 1 1/4" (31.75 mm) x 1 1/2" (38 mm) closed tube providing 3/4" (19 mm) more usable clear storage space per shelf than the industry standard 2" (50.8 mm) wide post
- Posts are perforated at every 1" (25.4 mm) on the sides to accommodate back-to-back shelf hooks and at every 1 1/2" (38 mm) at the back to accommodate double face full depth shelf supports
- Visual alignment holes at every 6" (152.4 mm) to facilitate shelf adjustment
- Smooth finished appearance since no holes or fasteners are exposed on the front face of the upright posts



UNIT-WELDED UPRIGHT TIE-BARS

- The posts are joined by 2 (or more if required) upright tie-bars to form a rectangular frame
- In compliance with seismic requirements
- The upright tie-bars are made of 16-gauge steel (1.52 mm). Ensures solidity and rigidity



INTEGRATED LEVELERS

Unlike shims, integrated levelers ensure accuracy, stability and a safe working environment on uneven floors.



BEST-IN-CLASS SHELVING TO MOBILE CARRIAGE ATTACHMENT

Designed with a bottom welded fastening channel for a secure bolted attachment onto the internal C-Channel carriage assembly. The carriages fronts are clear of any visible fastening hardware as seen with other systems.


2 IN 1 HYBRID SHELVING FEATURES

GET THE MOST FLEXIBLE AND SPACE MAXIMIZED SHELVING SOLUTION WITH SMARTSHELF®.

GET THE MOST FLEXIBLE AND SPACE MAXIMIZED SHELVING SOLUTION WITH SMARTSHELF®



SHELVING SYSTEM WITH HOOKS



SHELVING SYSTEM WITH SHELF SUPPORTS & REINFORCEMENTS (OPTIONAL)

	SHELVING SYSTEM WITH HOOKS	SHELVING SYSTEM WITH SHELF SUPPORTS & REINFORCEMENTS (OPTIONAL)
SHELF ANCHORING	4 SIMPLE INDEPENDENT HOOKS PER SHELF	SHELF SUPPORTS & REINFORCEMENTS
SHELF INCREMENTS	EVERY 1" WITH HOOKS	EVERY 1 1/2" WITH SUPPORTS & REINFORCEMENTS
SLOT POSITION	SIDE INTERIOR OF THE CLOSED-POST	BACK OF THE CLOSED-POST
SHELF ADJUSTMENT	NO TOOLS REQUIRED PULL SHELF HORIZONTALLY TO REMOVE	RUBBER Mallet & DISASSEMBLY REQUIRED
SHELVING UNIT CONFIGURATION	POSSIBILITY TO COMBINE BACK-TO-BACK AND DOUBLE FACE FULL DEPTH SHELVES FROM ONE TIER TO THE NEXT	FULL DEPTH OR BACK-TO-BACK SHELVES
MAXIMUM SHELF LOAD CAPACITY	300 LB MAXIMUM LOAD CAPACITY PER SHELF	500 LB MAXIMUM LOAD CAPACITY PER SHELF

UNLIMITED POSSIBILITIES FOR MAXIMIZING YOUR SPACE!



FRONT STOPS



UNIVERSAL CROSSBARS WITH BIKE SUPPORT**



SLAT STEEL PANEL WITH UPFRONT DISPLAY SHELF & WORKING/AUDIOVISUAL SHELF



GARMENT RODS



UNIVERSAL CROSSBARS WITH HANGING RODS**



BIN DIVIDERS



WIRE SPOOL RODS



SMARTSHELF® SHELVING RUN ON CASTERS WITH A ROLLING SHUTTERS DOOR



LED SHELF LIGHTING



LED AISLE LIGHTING



INTEGRATED LEVELER



SLATWALLS FACE PANELS (1), SLATWALLS BACK PANELS (2), ADJUSTABLE HANGING BINS UPFRONT (3)



SLIDING TRAY



GUN HOLDERS (1), COMMERCIAL DRAWERS (2)




WORKBENCHES



DRAWER CABINET WORKBENCH



ADJUSTABLE BINS ON EITHER SIDE



FORKLIFT BASE



PERFORATED PANELS



PERFORATED TRAY



ADJUSTABLE HANGING BINS UPFRONT



HINGED SINGLE DOOR



ADJUSTABLE HANGING BINS UPFRONT



HINGED DOUBLE DOORS




COUNTER HEIGHT HINGED DOORS



PULL-OUT VERTICAL DRAWERS



LIGHT-DUTY & HEAVY-DUTY MODULAR DRAWERS
(SEE NEXT PAGE FOR MORE DETAILS)



UPFRONT SHELVING



HEAVY-DUTY MOBILE DRAWER CABINET WITH HARDWOOD COUNTERTOP



HEAVY-DUTY MOBILE DRAWER CABINET WITH STEEL COUNTERTOP



HEAVY-DUTY MOBILE DRAWER CABINET WITH STAINLESS STEEL COUNTERTOP

OTHER AVAILABLE FEATURES AND ACCESSORIES

- ADJUSTABLE DIVIDER
- ADJUSTABLE THREADED LEVELERS
- BACKSTOP
- BASE SHELF
- BIN DIVIDER WITH LIP
- CENTERSTOP
- CLOSURE PANEL
- COMMERCIAL-GRADE DRAWERS (200 LB)
- DISPLAY SHELF
- DIVIDER RODS
- DOUBLE FACE FULL DEPTH SHELF
- END DIVIDER
- END PANEL
- FRONT BASE 1-1/2" (38 MM) OR 3" (81.21 MM) HIGH
- FRONT STOP
- GUN HOLDERS & FIREARMS AMMUNITION DRAWER
- HANGING ROD
- HINGED DOORS
- INDUSTRIAL-GRADE DRAWERS (400 LB)
- PADLOCK DRAWER
- PRIVACY DOORS
- PRIVACY FLIP-UP DOOR
- PULL-OUT BOX SHELF
- PULL-OUT VERTICAL DRAWERS
- ROLLING SHUTTERS DOORS
- SHELF FRONT LIP
- SNAP-ON END BRACKET
- STATIONARY DRAWER
- STORAGE DRAWER (WITH OR WITHOUT LOCK)
- STURDY PULL-OUT WORKING SHELF
- SWAY BRACE
- TOP SHELF / CANOPY TOP
- UNIVERSAL CROSSBARS
- UPFRONT UNITS (DISPLAY SHELVING AT THE END OF A SMARTSHELF™ 4-POST RANGE)
- UTILITY DRAWERS



PERFORATED SHELVES



STURDY PULL-OUT WORKING SHELF



FRONT STOPS, BIN DIVIDERS WITH SHELF LIP



SMARTSHELF® MOBILE CABINET ON CASTERS

INDUSTRIAL MODULAR DRAWERS DESIGNED FOR SMARTSHELF®



36 SIZES AVAILABLE

WIDTH	NOMINAL	USABLE SPACE	DEPTH	NOMINAL	USABLE SPACE	HEIGHT	NOMINAL	USABLE SPACE
	36"	32"		18"	15"		4"	3"
42"	38"	24"	21"	5"	4"			
48"	44"	30"	27"	6"	5"			
				8"	7"			

DRAWER COMPARTMENT SPECIFICATIONS

AVAILABLE LOAD CAPACITY:

200 lb load capacity commercial-grade drawers
 400 lb load capacity industrial-grade drawers

DESIGN INFORMATION


Add 2" in thickness for the drawer handle design so consider wider bumpers when on mobile carriages.

Minimum of 2 anti-tip rails if used on mobile carriages


Maximum height for drawers-in-shelving: 48"

Static units anchored to floor


3 TO 8 COMPARTMENTS



12 TO 24 COMPARTMENTS



32 TO 44 COMPARTMENTS



SMARTSHELF® 4-POST HYBRID SHELVING WITH DRAWERS

WIDTH (W)	36"	42"	48"
DEPTH (D)	18"	24"	30"
OVERALL HEIGHT* (H)	75"	87"	
BANK OF DRAWERS HEIGHT (Hd)	24"	36"	48"

*SmartShelf® 4-Post shelving shown with industrial drawers and an optional Forklift Base

* Other height dimensions available upon request.











MOBILIZE YOUR SHELVING SYSTEM!



SAFECRANK

SMARTSHELF® BOLTLESS SHELVING SYSTEM CAN BE MOUNTED ON MONTEL'S HIGH-DENSITY MOBILE SYSTEMS THAT MATCH MOST LOAD CAPACITIES.

MODES OF OPERATION VS. MOBILE SYSTEMS WITH SMARTSHELF®

	 PUSH & SLIDE MOBILE SYSTEM	 MANUAL MOBILE SYSTEM	 MECHANICAL-ASSIST MOBILE SYSTEM	 POWERED MOBILE SYSTEM
 QUADRAL The load capacity is 750 lb (340 kg) per linear foot.	✓*	N.A.	N.A.	N.A.
 SMARTSPACE 2M, 2MA, 2P The load capacity is 2,000 lb (907 kg) per section.	N.A.	✓ SMARTSPACE 2M	✓ SMARTSPACE 2MA	✓ SMARTSPACE 2P
 SMARTSPACE PLUS 2M, 2MA, 2P Provided with a modular floor expandable in all 4 directions.	N.A.	✓ SMARTSPACE PLUS 2M	✓ SMARTSPACE PLUS 2MA	✓ SMARTSPACE PLUS 2P
 MOBILEX® The load capacity is 1,000 lb (454 kg) per linear foot.	N.A.	N.A.	✓	N.A.
 SAFEAISLE® The load capacity is 1,000 lb (454 kg) per linear foot.	N.A.	N.A.	N.A.	✓
 RACK&ROLL 16MA, 16P The load capacity is 16,000 lb (7,258 kg) per double rack section.	N.A.	N.A.	✓ RACK&ROLL 16MA	✓ RACK&ROLL 16P

THE CONCEPT

OPTIMIZE YOUR STORAGE SPACE

MONTEL HIGH DENSITY STORAGE SYSTEMS MAXIMIZE THE USE OF AVAILABLE SPACE, WHETHER TO INCREASE STORAGE CAPACITY, FREE UP ROOM FOR PRODUCTION OR OTHER USES, OR GET RID OF SPACE YOU DO NOT NEED TO PAY FOR.


ELIMINATE THE NEED FOR MULTIPLE SPACE-WASTING STATIC AISLES. HERE IS HOW:

1. Static units are mounted on mobile carriages.
2. Mobile carriages travel on tracks.
3. Use the handle to move the manual systems or turn the 3-spoke SafeCrank handle for mechanical-assist systems or push a button on the powered system control to open the desired aisle.

MODES OF OPERATION



Manual mobile storage systems handle.




3-spoke ergonomically designed rotating SafeCrank handle with soft-touch knobs for mechanical-assist mobile storage systems. Aisle safety push-button located at the core of the 3-spoke SafeCrank handle.



Powered mobile storage systems control.



Powered mobile storage systems control with PIN for restricted access.



LCD touchscreen tablet control with or without PIN. Limitless customized displays.


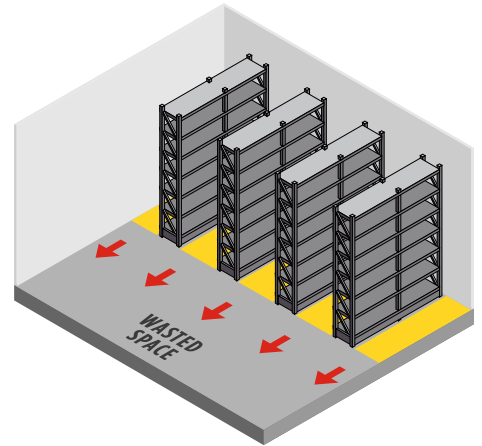


SPACE WASTING STATIC AISLES



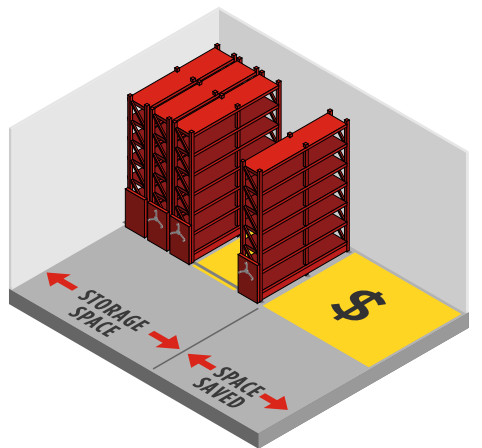
WASTED SPACE CONVENTIONAL FIXED RACKING LAYOUT.

Conventional storage systems require space-wasting fixed aisles.



SPACE SAVED & INCREASED PROFITS MOBILE STORAGE LAYOUT.

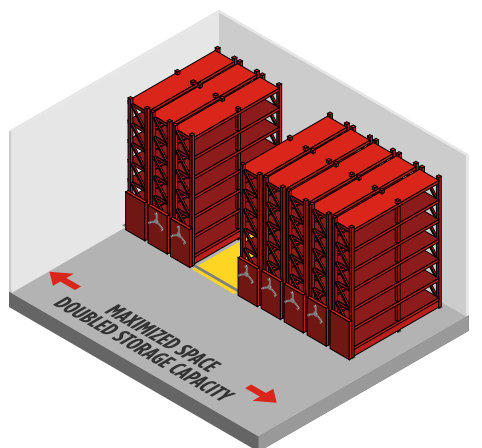
Montel's high-density storage systems save up to 50% of your floor space in most cases, and accommodate growth for other uses while increasing revenue.



100% GREATER STORAGE CAPACITY

DOUBLED STORAGE CAPACITY. MAXIMIZED SPACE & INCREASED PROFITS MOBILE LAYOUT.

100% greater storage capacity within the original floor space, eliminating the need for a costly expansion or the construction of a new facility.



HONDA DEALERSHIP ENHANCES ITS STORAGE SPACE WITH SMARTSHELF®

WHEN THIS HONDA DEALERSHIP PROCEEDED WITH EXPANDING ITS COMMERCIAL FACILITY TO ACCOMMODATE BUSINESS GROWTH, SPACE OPTIMIZATION AND STORAGE UTILIZATION WERE KEY CONCERNS THAT NEEDED TO BE TAKEN IN CONSIDERATION.





SMARTSHELF®
SHELVING SYSTEM

“ SmartShelf® flexibility and adaptability characteristics helped our Honda dealership reduce product storage costs ”

CHALLENGES

Challenged with these space concerns, the objective of the management team was to consolidate the storage of automobile supplies, parts and equipment in a user-friendly client environment for a quick and efficient customer service. After identifying and analyzing storage needs and space availability, Montel's storage professionals proposed its new flexible and innovative hybrid 4-Post shelving system, SmartShelf®.

SOLUTIONS

Designed to be easily configured and reconfigured corresponding to the dimensions and weights of Honda's current and future product storing needs, SmartShelf® allowed the service department technicians to store more, while considering a more efficient storage approach.



TIRE STORAGE ON MONTEL RACK&ROLL 16MA MOBILE RACKING SYSTEM AT ACURA DEALERSHIP

WE BUILD SATISFACTION

Since 1924, Montel has pioneered high density mobile storage systems providing cost-efficient storage solutions using less space.

CUSTOM-BUILT FOR YOUR INDUSTRY
WE'VE MANUFACTURED AND INSTALLED THOUSANDS OF PROJECTS AROUND THE WORLD.




MOBILEX® MECHANICAL-ASSIST MOBILE SYSTEM WITH WITH 4D WIDE SPAN RACKING



SMARTSHELF® 4-POST HYBRID SHELVING SYSTEM



SAFEAISLE® POWERED MOBILE SHELVING SYSTEM



SAFEAISLE® POWERED MOBILE SHELVING SYSTEM



MOBILEX® MECHANICAL-ASSIST MOBILE SHELVING SYSTEM



SAFERAK® POWERED MOBILE RACKING SYSTEM FOR COLD STORAGE

WHAT ELSE DO WE DO?
STORAGE SOLUTIONS THAT HELP YOU TO GROW FROM THE INSIDE, OPTIMIZE AND GET RESULTS.



HEAVY-DUTY MOBILE RACKING SYSTEMS



SHELVING SYSTEMS



INDUSTRIAL MODULAR DRAWERS



CABINETS



WORKBENCHES



HANGING STORAGE SCREENS & PANELS

WHY CHOOSE MONTEL STORAGE SOLUTIONS?

SAVE SPACE | SAVE TIME | SAVE MONEY



GET RESULTS FROM YOUR SQUARE FOOTAGE: FAST ROI

Save up to 50 % of your value generating space.



WORK WITH STORAGE-SAVVY EXPERTS

We manufacture the one and only solution. The best one.



TOTAL OFFER CUSTOMIZED TO YOUR NEEDS

We will go to any length, depth, width or height.



BETTER ORGANIZE YOUR SKUs

Gain productivity while inventory management & security are improved.



MEET YOUR ENVIRONMENTAL OBJECTIVES

Minimize your environmental impact by reducing your footprint.

OUR MISSION

THE EMPLOYEES OF MONTEL SET OUT A VERY PERSONAL OBJECTIVE: BUILD THE BEST STORAGE SYSTEMS IN THE WORLD.

Their talent, commitment and dedication have been put to the test numerous times.

At Montel, client satisfaction is an ongoing priority. Our highly competent Authorized Montel Distributors are specialists in providing turnkey project solutions including space planning, design and floor loading consulting services, and factory certified system installations. They are also committed to providing a high level of professionalism and an outstanding customer service before and after the sale.

MONTEL INTERNATIONAL PRESENCE



68
COUNTRIES

MONTEL ACHIEVED PRESTIGIOUS REALIZATIONS IN MORE THAN 68 COUNTRIES

65
DISTRIBUTORS

65 AUTHORIZED MONTEL DISTRIBUTORS AROUND THE WORLD

SINCE
1924

MORE THAN 9 DECADES OF INNOVATIVE STORAGE SOLUTIONS

SMART SHELF®

CERTIFICATIONS & STANDARDS



For the most recent version of this document, please go to the Montel website at www.montel.com/en/design-center. In case of discrepancy, the web version takes precedence over any printed literature.



877-935-0236
info@montel.com
www.montel.com